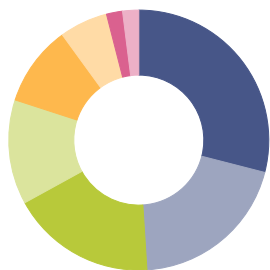


Active Conservative Models

Monthly Performance Report

As of 31/03/2026

Asset Class - Active Conservative Models



Asset Class	%
Australian Bonds	29.0
International Bonds	20.0
Cash	18.0
International Shares	13.0
Australian Shares	10.0
Diversified Alternatives	6.0
Global Infrastructure	2.0
Global REITs	2.0
Total	100.0

Risk Profile

% Conservative

Inception Date

1st March 2019

ICR

0.64%

Investment Horizon

3 Years

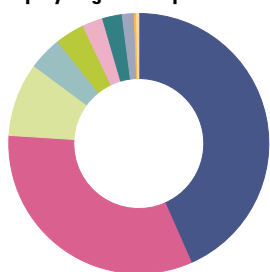
Investment Objective

This suits investors with a minimum three-year timeframe or those who seek a diversified portfolio of interest bearing and growth asset classes, with an emphasis on interest bearing assets. This portfolio also suits investors seeking a lower level of investment value volatility, and therefore willing to accept lower potential investment performance, hence the 70 percent exposure to defensive assets (cash and fixed interest).

Investment Strategy

An actively managed diversified portfolio of securities with an average exposure of 30% to growth assets and around 70% to defensive assets. The portfolio is designed for investors seeking relatively stable returns over the medium term with the potential for some long-term capital growth.

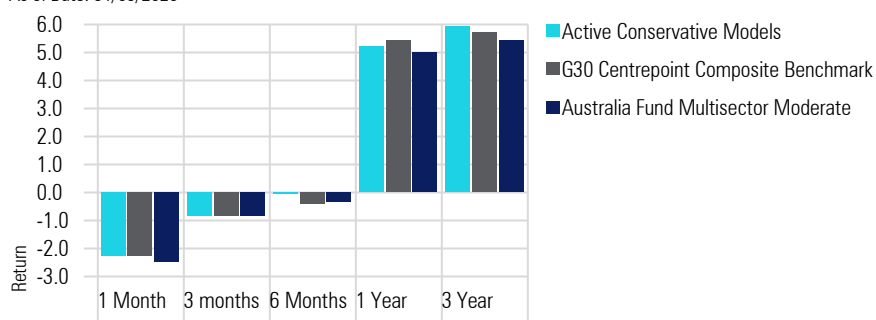
Equity Regional Exposure - Active Conservative Models



Region	%
North America	43.4
Australasia	32.6
Europe dev	9.2
Asia emrg	4.2
United Kingdom	3.6
Japan	2.6
Asia dev	2.4
Latin America	1.5
Europe emrg	0.3
Africa/Middle East	0.3
Total	100.0

Returns

As of Date: 31/03/2026



As of Date: 31/03/2026

	1 Month	3 Months	6 Months	1 Year	3 Year	Since Inception
Active Conservative Models	-2.28	-0.86	-0.05	5.24	5.97	26.96
G30 Centrepoint Composite Benchmark	-2.29	-0.84	-0.44	5.45	5.73	30.73
Australia Fund Multisector Moderate	-2.52	-0.88	-0.36	5.01	5.42	29.40

Equity Sectors (Morningstar) - Active Conservative Models



Sector	%
Technology	16.6
Basic Materials	14.8
Financial Services	13.6
Consumer Cyclical	10.2
Real Estate	9.1
Healthcare	8.3
Industrials	7.8
Utilities	5.9
Communication Services	5.6
Consumer Defensive	4.0
Energy	4.0
Total	100.0

Top Holdings

Portfolio Date: 31/03/2026

Asset Class	Target Weight
Perpetual Exact Market Return	Cash 18%
Western Asset Aus Bd A	Australian Bonds 9%
PIMCO Global Bond W	International Bonds 12%
Macquarie Income Opportunities	International Bonds 9%
Ardea Real Outcome Fund	Australian Bonds 10%
Janus Henderson Tactical Income	Australian Bonds 7%
Arrowstreet Global Equity Fund (Hedged)	International Shares 2.5%
Partners Group Global Multi-Asset	Diversified Alternatives 3%
Allan Gray Australia Equity A	Australian Shares 3.5%
Antipodes Global Value P	International Shares 3.5%
Fidelity Australian Equities	Australian Shares 3.5%
Hyperion Global Growth Companies B	International Shares 3.5%
AB Managed Volatility Equities	Australian Shares 3%
First Sentier Global Listed Infrs Fd	Global Infrastructure 3%
RBA Cash Rate Target	Cash 2%
Resolution Capital Global Prpt Secs II	Global REITs 2%

Centrepoint Services Pty Ltd (ABN 55 065 455 745) ("Centrepoint") has entered into a commercial arrangement with Morningstar Australasia Pty Ltd (ABN 95 080 665 544, AFSL No. 240892) ("Morningstar") whereby Morningstar provides investment consulting advice to Centrepoint's related licensed financial services providers. The content of this document has been prepared by Centrepoint pursuant to this arrangement. No part of this document may be reproduced, transmitted, disseminated, sold or published without the prior written consent of Centrepoint and Morningstar. This document is for information purposes only and intended to be general in nature. Centrepoint and Morningstar have not considered your risk capacity, financial objectives, financial situation or particular financial needs when preparing this document. You should consider the content in this document in light of these matters. This document is not personal advice under the Corporations Act 2001 (Cth). Centrepoint, Morningstar, their respective related bodies corporate and the content providers do not guarantee the data or content herein to be accurate, complete or timely and disclaim any and all liability to any person for any direct or indirect loss or damage that may result from an act or omission by a person in relation to, or in reliance on, any information contained in this document. Past performance information does not necessarily indicate a financial product's future performance. Refer to Morningstar's Financial Services Guide for more information at www.morningstar.com.au/about/fig